

There are dozens of temple ruins in the Siem Reap area. Your temple itinerary depends largely on how much time you have and your level of interest, though some temples are 'must sees.' Any itinerary should include the legendary ruins of Angkor Wat and the giant faces of Bayon. These two temple ruins offer the most spectacular and unique examples of Angkorian art and architecture. On the road trip to Bayon, you will also see the South Gate of Angkor Thom and some other minor ruins. As it is within walking distance of Bayon, most itineraries can easily include central Angkor Thom, with its artistically interesting terraces and massive 'temple-mountains,' Baphuon and Phimeanakas.



The best lighting conditions to visit Angkor Wat are in the afternoon, but many visitors will gather in front of the temple in the early morning to witness the sunrise.

As your schedule allows, build the rest of your itinerary around visiting each type of major ruin – temple mountains such as Pre Rup, Ta Keo, Bakong and West Mebon; flat, sprawling monastic complexes such as Ta Prohm, Preah Khan and Banteay Kdei; and unique monuments such as Neak Pean and Srah Srang. The Roluos Group, which comprises the monuments of an early Khmer capital, lies 12 km west of Siem Reap, outside the main temple complex. It is a bit out of the way, but offers some fine examples of early Angkorian art and should be included in two or three day itineraries. Of special note is the artistically exquisite but more distant temple, Banteay Srey. If there is any way of squeezing it into your itinerary, it is well worth it.



Some of the more outlying temples may require an additional entrance fee. Check before you plan.



Half-Day Visit

- | | |
|---|---------------|
| 1. South Gate of Angkor Thom | 3. Ta Prohm |
| 2. Central Angkor Thom (Bayon, Terrace of the Elephants, Terrace of the Leper King) | 4. Angkor Wat |

One or Two Day Visit**Day 1****Morning:**

1. South Gate of Angkor Thom
2. Central Angkor Thom (Bayon, Phimeanakas, Terrace of the Elephants, Terrace of the Leper King).

Afternoon:

3. Ta Keo
4. Ta Prohm
5. Pre Rup (optional)
6. Angkor Wat
7. Phnom Bakheng for sunset

Day 2 Options**Option A: Banteay Srey****Morning:**

1. Angkor Wat for sunrise
2. Pre Rup
3. Banteay Srey

4. Banteay Samre (optional)
5. Thommanon

Afternoon:

6. Roluos Group (Bakong, Preah Ko, Lolei)

Option B: Variety of temples**Morning:**

1. Angkor Wat for sunrise
2. Preah Kahn
3. Victory Gate
4. Thommanon

5. Pre Rup (optional)
6. Prasat Kravan

Afternoon:

7. Roluos Group (Bakong, Preah Ko, Lolei)

Option C: Grand circuit**Morning:**

1. Angkor Wat for sunrise
2. Preah Kahn
3. Neak Pean
4. Ta Som

5. Pre Rup (optional)
6. Prasat Kravan (optional)

Afternoon:

7. Roluos Group (Bakong, Preah Ko, Lolei)



BAPHUON VILLA

COOL SECLUSION

TOURING THE TEMPLES: SUGGESTED ROUTES

Three Day Visit

Day 1

Morning:

1. South Gate of Angkor Thom
2. Central Angkor Thom (Bayon, Baphuon, Phimeanakas, Terrace of the Elephants, Terrace of the Leper King).

Afternoon:

3. Victory Gate
4. Thommanon
5. Ta Keo (short visit)
6. Ta Prohm
7. Sunset at Angkor Wat

Day 2

Morning:

1. Sunrise at Angkor Wat
2. Baksei Chamkrong, Prasat Bei, Thma Bay Kaek
3. Preah Kahn
4. Neak Pean

5. Ta Som
6. Pre Rup

Afternoon:

7. Roluos Group (Bakong, Preah Ko, Lolei)
8. Sunset at Phnom Bakheng

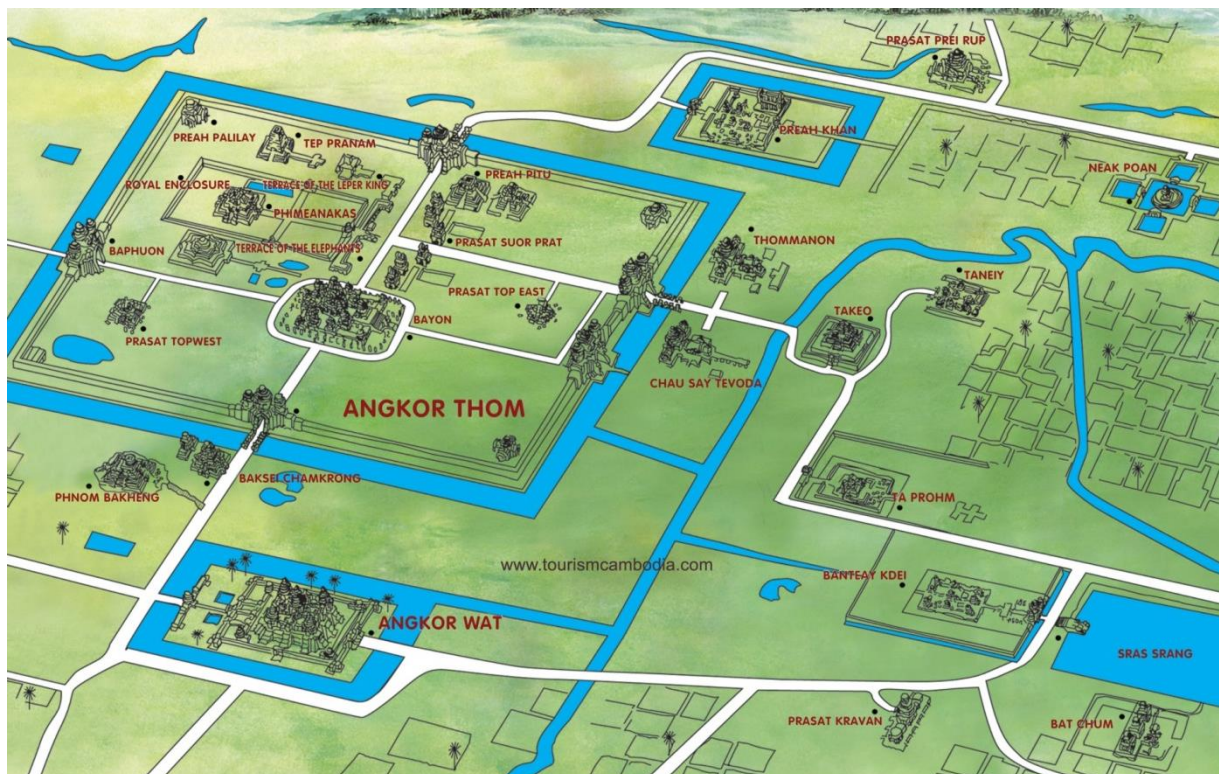
Day 3

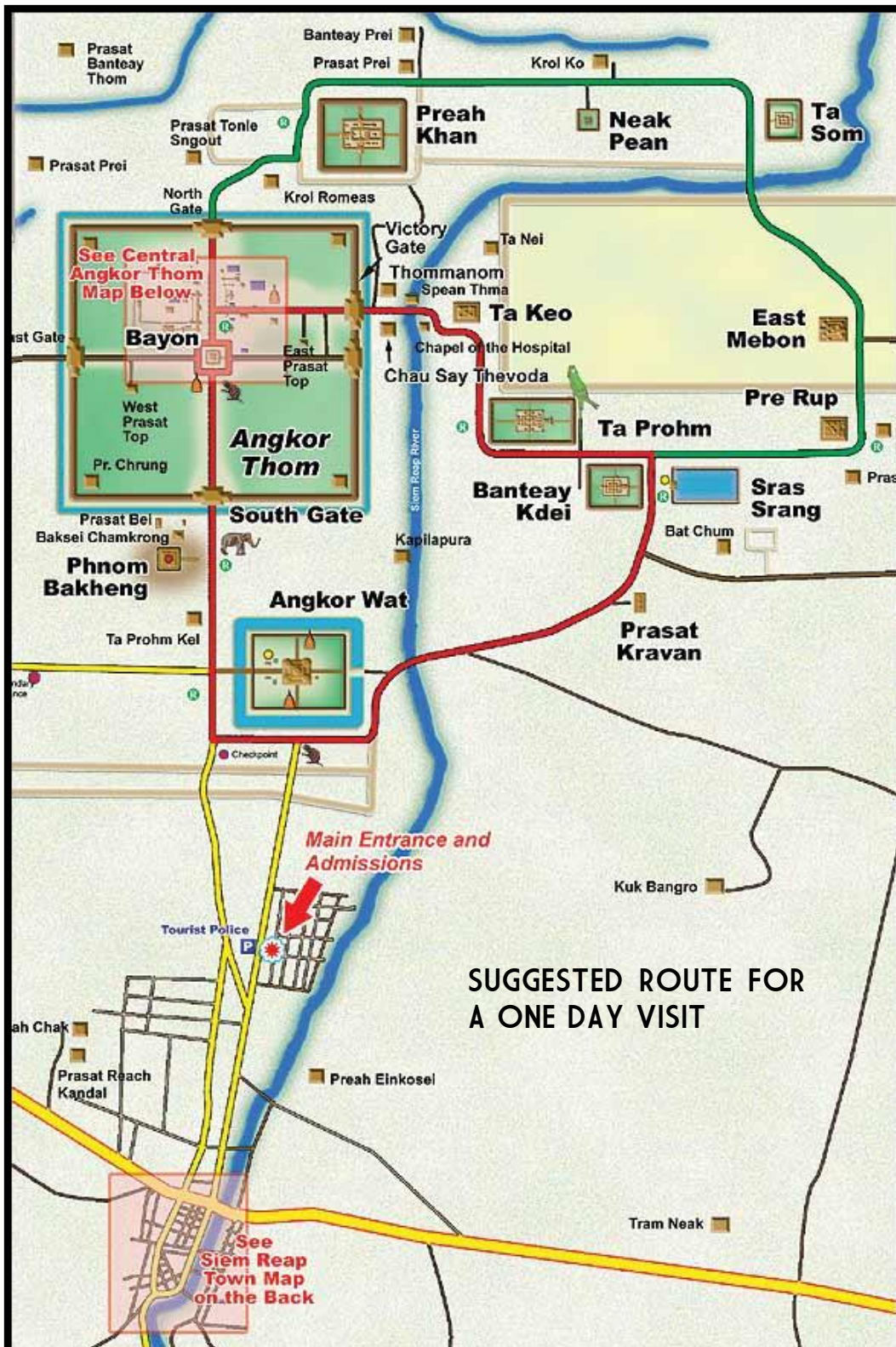
Morning:

1. Banteay Srey
2. Banteay Samre
3. East Mebon

Afternoon:

4. Prasat Kravan
5. Banteay Kdei
6. Srah Srang (optional)
7. Sunset at Angkor Wat





**SUGGESTED ROUTE FOR
A ONE DAY VISIT**

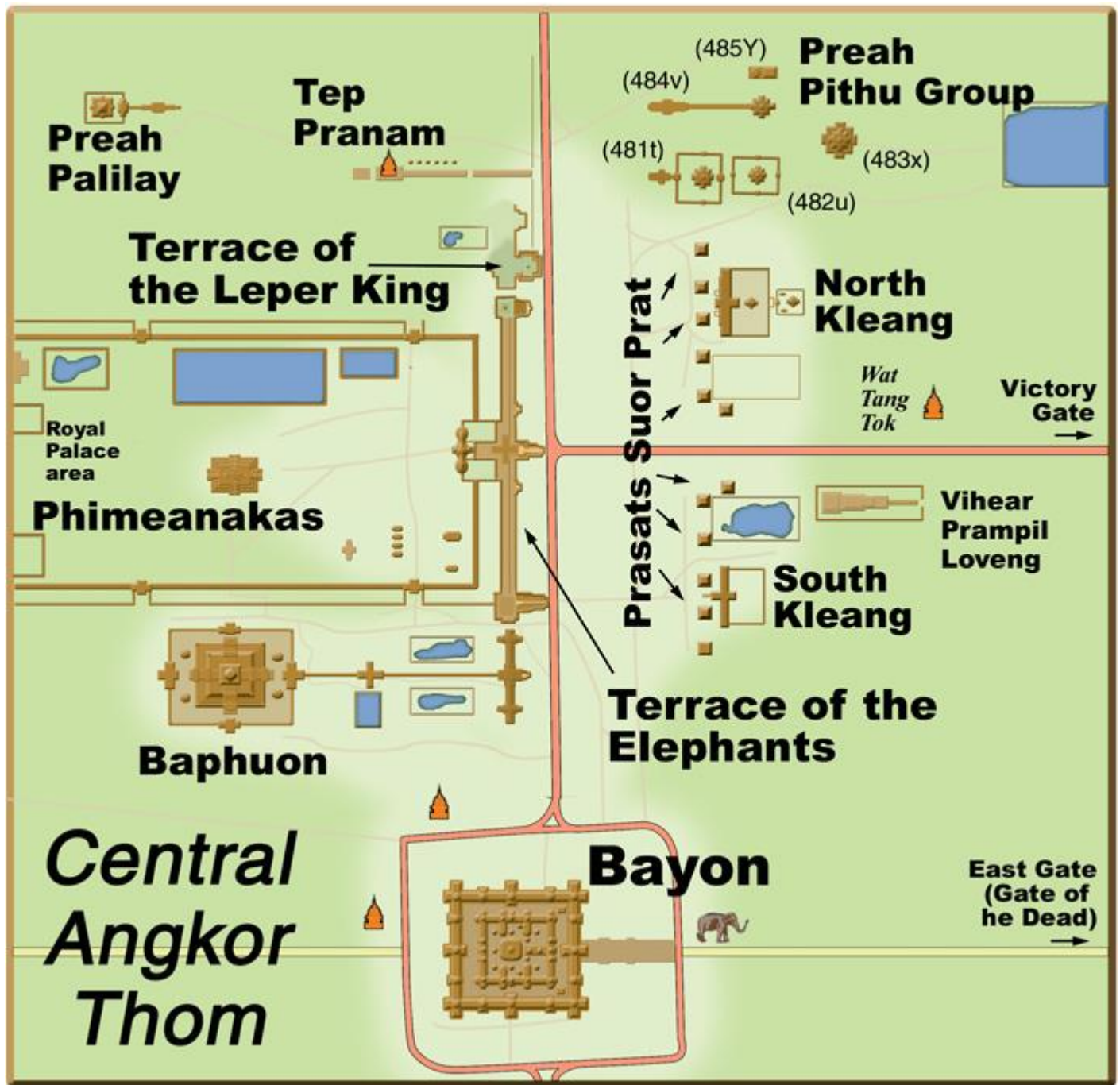


BAPHUON VILLA
117, ST. WAT BO, SANGKAT SLOR KRAM, SIEM REAP, CAMBODIA
☎ +855 63 967 177
residence.baphuonvilla@gmail.com; baphuonvilla.weebly.com

BAPHUON VILLA

COOL SECLUSION

TOURING THE TEMPLES: SUGGESTED ROUTES



BAPHUON VILLA
117, ST. WAT BO, SANGKAT SLOR KRAM, SIEM REAP, CAMBODIA
☎ +855 63 967 177
residence.baphuonvilla@gmail.com; baphuonvilla.weebly.com